
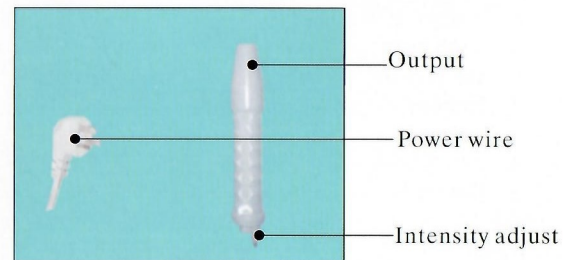


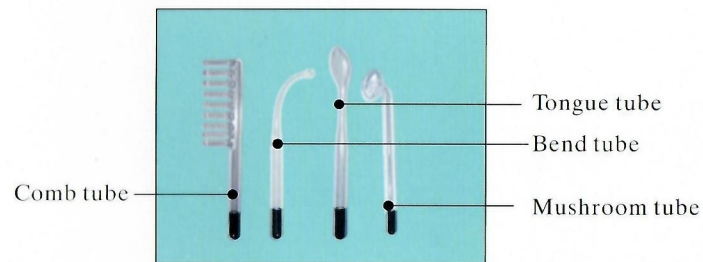
HAND-HOLDING HIGH FREQUENCY INSTRUMENT INSTRUCTION



Accessory Illumination



Hand Piece



Glass Tube

Main Instruction

The high frequency electrotherapy is an important beauty instrument. It is through the glass electrode tube to produce high frequency current, and apply to the face, thus achieves the treatment result.

1. It helps to calm the nerve and has analgesia function.
2. It produces the ozone for sterilization, can help wound to heal and to restrain pores.
3. Improve secretion, the PH value, causes the skin lean to neutrality.
4. Accelerate blood circulation and improve metabolism.
5. Has the function of anti-aging, anti-wrinkle and tightening.

Operation Procedures:

1. Indirect Method:
 - (1). Please screw in the glass tube in the hand piece.
 - (2). Please ask the client to hold the glass tube after touch some talcum powder. Turn on the machine and the electricity will get through from hands to the whole body.
 - (3). Beauticians do the massage on client's face from neck to chin and from visor to forehead.
 - (4). Please adjust the intensity to "0". Make sure that the machine is turned off and pucker the glass tube out of the hand piece.This method is fit for dry nature skin and aged skin.
2. Direct Method:
 - (1). Please grease essence and cream on the face first and then the beautician hold the metal bar to put the glass tube on client's face. Turn on the machine.

(2). Massage with the glass tube like "Z" or helix on client's face, do the treatment as follows, forehead→nose→right side of the face→chin→left side of the face→nose→forehead

(3). Please adjust the intensity to "0". Make sure that the machine is turned off and pucker the glass tube out of the hand piece.

This method is fit for greasy nature skin.

3. Sparkle Method:

(1). Cover client's eyes with a piece of the wet cloth patch and touch the face with the glass tube on the part of inflammation. For one time, the treatment should be less than 10 seconds.

(2). It's normal if there are sparkles come out while the glass tube touches the face.

(3). Please adjust the intensity to "0". Make sure that the machine is turned off and pucker the glass tube out of the hand piece.

This method is fit skin with sore, inflammation and wounds.

4. Hair Care Method:

(1). Use the comb tube together with pilatory.

(2). Towards the direction of the hair to move the comb tube.

(3). Please adjust the intensity to "0". Make sure that the machine is turned off and pucker the glass tube out of the hand piece.

This method is for stimulating the skin surface, reducing folliculitis and improving the healthy growing of the hair.

Cautions:

1. For sensitive skin, please cover a piece of voile to avoid the excess stimulation.
2. Do not place on one part over 10 seconds.
3. Pregnant woman and people with pacemaker are unfit for this treatment.
4. Please make sure that install the glass tube into the hand piece before turning on the machine. Adjust the intensity to "0" after finish.
5. Skin with freckle and splash is unfit for this treatment.

List of accessories

Item Name	Unit	Quantity	Remarks
Hand piece	Set	1	
Glass tube	Set	1	With 4 piece
Instruction	Piece	1	

Technical Standard:

Voltage: AC ☐ 110V ☐ 220V ☐ 230V ☐ 240V

Working Frequency: 50-60HZ

Power: 10W

Dimension: 33×21×6CM

G.W.: 1 KG

Important Safety Notice

1. Please don't disassemble the equipment or try to do some other operation, which have been indicated in our instruction. All the repairing work should be done by our admitted professional personnel
2. Please don't assemble or operate this equipment while you are near the water or your hands are wet. Notice that don't pour the liquid on it.
3. Please pull out the plug from the socket when you met such conditions as below. And keep in touch with professional maintenance Station.
 1. The equipment touched liquid
 2. The equipment has abnormal smell, smoking or loud and strong noise.
 3. Cable is broken
 4. The equipment is fallen down and broken
4. Please don't put anything on the cables, don't place the equipment at any place where someone can step on the cable.
5. Please pull out the power cable after using it for your safety
6. Don't put anything into the equipment's jack, otherwise it may cause fire or touch the electricity. If something enters the equipment, please don't pick it out by yourself, contract distributor or our company immediately
7. Please don't put the equipment on the anything that can't stand steadily, avoid it turns over and damage.
8. Our company reserves the right to modify the information in this introduction before notify! And keep the explanations right for the above.