

Beauty Instrument

Matters needing attention

1. To move this instrument, it is necessary to lift it up and put it down gently; in case of the failure, please do not knock hard on it so as to prevent malfunction caused by the impact.
2. To move this instrument, it is necessary to keep it horizontal so as to avoid vibration and impact.
3. Do not squeeze the instrument body and do not place the heavy stuff onto the instrument body so as to prevent shell deformation, damage or malfunction.
4. It is necessary to select the corresponding working power supply in accordance with the marks on the instrument body.
5. It is not allowed to use this instrument in the bathroom.
6. To prevent the lightning accident, when it thunders, please show down the power switch and pull out the power plug.
7. It is not allowed to inject any fluid into the instrument body so as to prevent the instrument from being damaged due to the short circuit.
8. If the instrument will not be used for a long time, it is necessary to pull out the power plug from the socket.



Technical parameters

1. Operating voltage AC 220V--AC 240V
2. Maximum power of the complete machine 15W
3. Ultrasonic frequency 25-27 KHz
4. Packing size 27* 10*27 cm
5. Gross weight: 1.6 kg
6. Net weight: 1.375 kg

Microcomputer Skin-

VERSION: 20090808

USER MANUAL

Scrubbing

Function

An automatic frequency adjustment skin scrubber of the microcomputer touch control is a beauty instrument in today's high-tech.

Characteristics

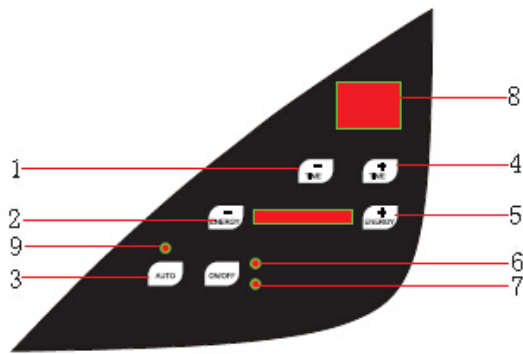
1. It adopts the latest technology and full computer control and is easy and fast.
2. It utilizes adjustable sweep spot power output of 10 grades and is with smart and reliable treatment.
3. It has a unique sine wave pulse system and provides a

Dear customers;

We appreciate your order this product! Please go through this manual before use in order to ensure the maximum performance of the instrument and the safety in use. Please keep properly for further requires.

variety of treatments.


Panel Operating Instructions




- | | |
|--------------------------------|---------------------------|
| 1. Time minus | 2. Energy minus |
| 3. Power on/off | 4. Time plus |
| 5. Energy minus | 6. Standby indicator lamp |
| 7. Switch on lamp | 8. Time display |
| 9. Frequency sweep signal lamp | |


Operating Method

1. Plug in the power socket and turn on the power supply.
2. Hear the startup sound "Toot" and time display of 30; energy of zero, the indicator lamp is red and the machine is in a standby mode.
3. Press the "ON / OFF" button, the green starting up indicator is on, the machine starts and the time second point flashes.

4. Press the  button that is of skin-scrubbing energy

minus, press the  button that is of skin-scrubbing energy plus while the energy lamp is increased and decreased by the energy size of 10 grades.

5. When the skin-scrubbing knife screams and is excessively heated, a frequency of the skin-scrubbing knife deviates from the normal operating range and needs to be automatically adjusted; so long as the working state is not less than grade 5, the frequency is automatically adjusted by pressing the

 button, when the auto frequency sweep indicator lamps or flashes while the skin-scrubbing knife has the "Zi" sound stating that the frequency sweep is successful and the skin-scrubbing knife also enters the normal working condition.

Functional efficacy

1. Painless to remove acne

Instantaneously emulsify acne clogged in capillary bores by high-frequency sound waves, up to 2800 times/sec vibration can also discharge it to achieve a painless skin effect of the thorough cleaning.

Painless to remove acne



2. Removal of whelk

Ultrasonic vibration 2,800 times per second purifies water atomization transiently to emulsify the grime in capillary bores and dirt in cosmetics, which is led to a probe by the induced voltage for the sterilization processing, and mechanical vibration up to 2,800 times can instantly put it discharged so that the whelk problem can be improved in a short time.

Removal of whelk



3. Removal of cuticle

Removal of dirt and aging cuticle using vibration is safe and

Removal of cuticle



effective and the effect is immediate (An angle of the skin-scrubbing knife and skin contact is preferred 45 degree)

4. Removal of melanin

Neuraminidase is suppressed, melanin is decomposed by the induced voltage and the waste is discharged by vibration.

Removal of melanin

5. Removal of wrinkle

Ultrasonic vibration energy and ultrasonic hygrothermal effect of muscle make both muscle and skin to keep active to eliminate wrinkle and prevent muscle relaxation.

Removal of wrinkle

