

# ACTIVESHOP<sup>®</sup>

## USER MANUAL

MANICURE LAMP ARCHE II

Model TS-22-01 white

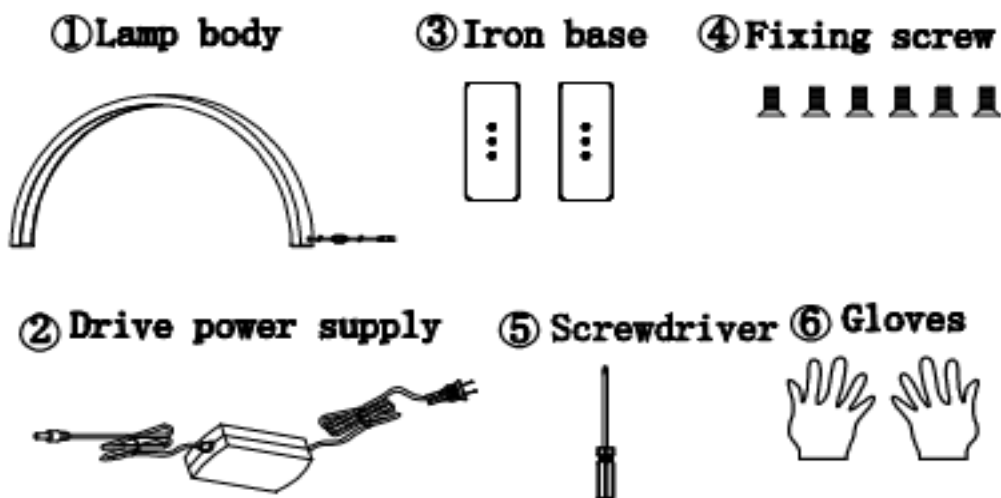
**Importer:**

ACTIVESHOP Sp. z o.o.  
ul. Graniczna 8b, bud. DC2A  
54-610 Wrocław, Poland  
[www.activeshop.com.pl](http://www.activeshop.com.pl)  
Rev. A/06/2023



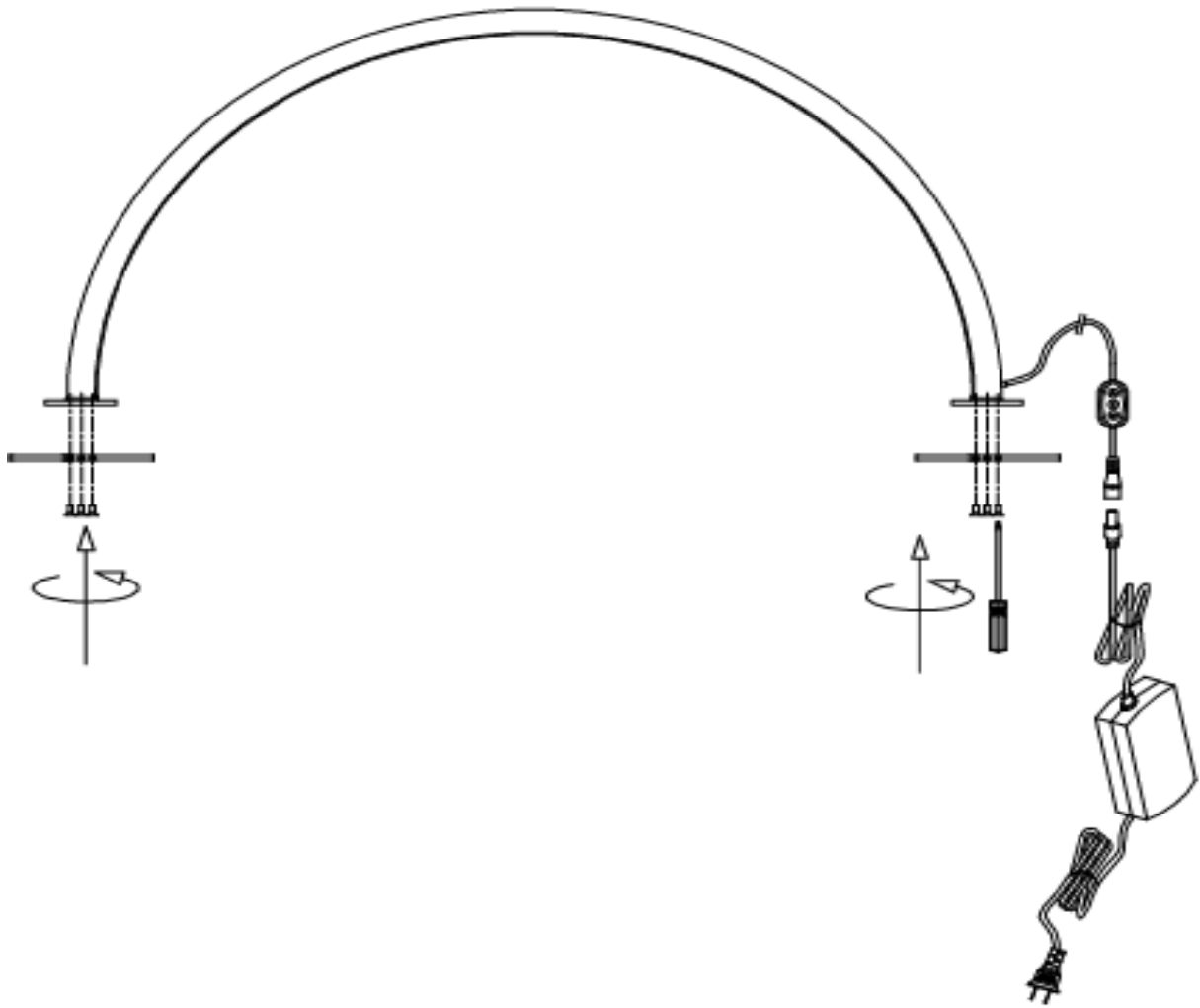
Technical data	
Nominal voltage	220-240 V
Electrical power	40 W
Rated frequency	50/60 HZ
Color temperature	6000 K

## Accessories Schematic Diagram



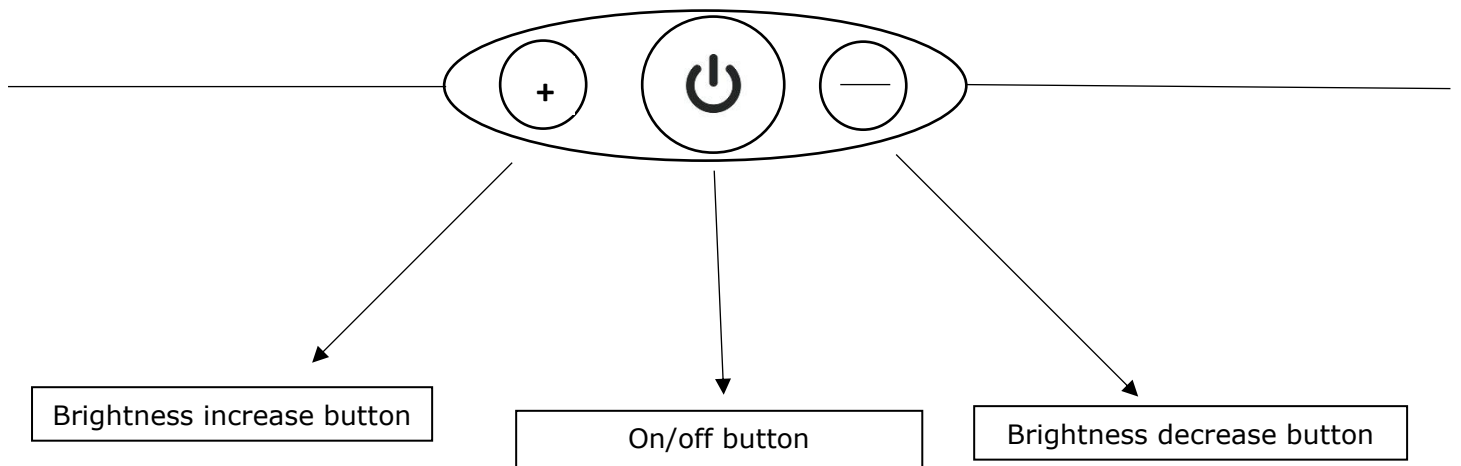
### Attention

- After opening the box, please check that all the accessories from the list above are included.
- Wear gloves to install all accessories from the box.
- Follow all included instructions.
- The rated voltage is 220-240 volts.
- Periodically clean the unit with a clean and dry, possibly slightly dampened with water cloth to prevent accumulation of dirt, dust and other undesirable substances. Accumulation of the above, may lead to malfunction of the device or even damage to the equipment.
- It is not allowed to wrap the power cord around the device, it may cause malfunction of the cable.
- Always make sure that the device is powered from a source with the correct voltage rating.
- Make sure the plug is properly inserted into the socket. Failure to do so can lead to fire, electric shock or burns.
- The cable must not be modified, stretched, excessively bent or twisted.
- Nothing heavy may be placed on the cord.
- The device must not be hit or thrown. If the device is damaged by impact or falling, you cannot continue to use it.
- Do not attempt to disassemble or repair the equipment. For repair, contact the distributor, from whom the equipment was purchased or an authorized service center.



### Assembly

- Using gloves, take out the lamp and install all accessories.
- Use a screwdriver to attach iron base to the lamp with the included screws.
- Plug the plug, led from the power supply, into the cable end from the lamp.
- Then connect the device to the power supply with the cable.
- Use the buttons on the remote control to turn on/off/change the brightness of the lamp (picture below).



## **SAFETY MEASURES**

1. Do not disassemble the device or attempt to use it for purposes other than those indicated in this manual. All service work and repairs must be performed only by an authorized service technician (ACTIVESHOP SP. Z O.O. company).
2. Do not install or operate the device near liquids, wet places or with wet hands - so that no liquids get into the device.
3. Immediately unplug the device from the socket and contact an authorized service provided by ACTIVESHOP SP. Z O.O. in the following cases:
  - (a) liquid has entered the device, (b) the device emits a strange odor, smoke or makes strange sounds, (c) the power cord has been damaged, (d) the device has been knocked over or its housing has been damaged.
4. Do not lay any objects on the cables. Do not install the device in places where someone may step on the power cord.
5. For safety purposes, unplug the power cord from the outlet each time you finish working with the device.
6. Do not insert anything into holes of the device. If a unknown object gets into the hole, remove the cable from the socket and contact the distributor or manufacturer.
7. Do not place the device on an unstable cart, shelf or vehicle. If dropped, the device may be damaged.
8. In order to guarantee the established useful life of the device, it is recommended to keep an interval of one minute before pressing the power button again (between switching on and off and vice versa).
9. The power supply must comply with the specifications on the nameplate. Otherwise, there is a risk of incorrect operation of the device its damage and even burning.

## **CAUTION:**

1. In case of damage to the power cord or other malfunctions, contact an authorized service center - this will avoid danger.
2. This device may be used by children of at least 8 years of age and by persons of diminished physical and mental capabilities and persons with inexperience and lack of familiarity with the equipment, if supervision or instruction on the use of the equipment in a safe manner is provided, so that the associated risks are understood.
3. The equipment is not intended for play by children. Do not allow children to play with the equipment.
4. Do not leave the device unattended when children or persons without sufficient knowledge of the use of the device are near it.
5. This electrical device is not a toy. Improper use of it or contact with an electrical device may pose a health risk or lead to death, so use and store the device out of the reach of children.



## **DISPOSAL OF THE DEVICE**

Dispose of used electrical devices, fixtures and packaging to raw material reprocessing centers in accordance with environmental protection principles. Do not dispose of electrical devices in household waste containers. Follow the rules for discarding this type of equipment. In order to protect the environment in accordance with Directive 2012/19/EC on waste electrical and electronic equipment, waste electrical equipment should be collected separately and then sent to collection centers for waste electronic and electrical equipment.

At the end of their useful life, and old devices contain full-value recyclable components, so they should be handed over for reprocessing. Therefore, they should be handed over to appropriate collection points, as well as they can also be handed over to the ACTIVESHOP Sp. z o.o. Company.

## **STORAGE AND TRANSPORT**

The device should be transported at temperatures in the range of (-) 20 °C to (+) 50 °C only in its original packaging. Store the device in a well-ventilated place with a relative humidity of no more than 75%. Operating temperature from (+) 10 °C to (+) 40°C. During storage and transportation processes, the device must not be thrown or dropped, exposed to mechanical shocks or atmospheric agents.